



Recent Developments in Vibration Analysis: An Innovative Way to Improve Machine Reliability

Oldy Fahlovi^{1, *}, Ganjar Kurnia¹, Hendra Setyawan¹

¹Petrochemical Industry Machine Technology Department, Politeknik Industri Petrokimia Banten, Serang, Indonesia

Email address:

oldy.fahlovi@poltek-petrokimia.ac.id (Oldy Fahlovi), ganjar.kurnia@poltek-petrokimia.ac.id (Ganjar Kurnia), hendra.setyawan@poltek-petrokimia.ac.id (Hendra Setyawan)

*Corresponding author

To cite this article:

Fahlovi, O., Kurnia, G., Setyawan, H., (2024). Recent Developments in Vibration Analysis: An Innovative Way to Improve Machine Reliability. *International Journal of Mechanics, Energy Engineering and Applied Science (IJMEAS)*, 2(3), 66-71. <https://doi.org/10.53893/ijmeas.v2i3.328>.

Received: 08 14, 2024; **Accepted:** 09 16, 2025; **Published:** 09 30, 2024

Abstract: Maintaining machine health is crucial for optimizing operational efficiency and minimizing downtime in industrial applications. This paper explores recent advancements in vibration analysis, focusing on developments from the past decade that have transformed the field. Emerging technologies such as machine learning (ML), advanced signal processing, and the Internet of Things (IoT) have reshaped how vibration data is collected, analyzed, and interpreted. These innovations enable real-time data monitoring and more precise fault detection, allowing for early diagnosis and predictive maintenance, which improves machinery reliability and reduces unexpected failures. By incorporating ML and IoT, industries can now implement more advanced predictive maintenance strategies that significantly lower operational costs and enhance machine performance. Furthermore, the use of advanced algorithms allows for more accurate interpretation of complex vibration signals, offering deeper insights into potential machine issues. However, despite these technological strides, there remains a critical need for industry-wide standardization in data analysis methods and reporting practices to ensure consistency and accuracy across applications. This paper provides a comprehensive review of these technological advancements, highlighting both the benefits and challenges they present, and stresses the importance of continued research to fully harness their potential. Ultimately, the findings underscore the transformative impact of these innovations on improving machine reliability and operational efficiency.

Keywords: Vibration Analysis, Machine Learning, Signal Processing, Predictive Maintenance

1. Introduction

Vibration analysis is a crucial diagnostic tool in condition monitoring for rotary equipment, playing a significant role in identifying and mitigating potential failures. As industries increasingly depend on automated systems, the importance of effective monitoring techniques has never been greater. Rotary equipment, including pumps, compressors, turbines, and fans, are integral components in various sectors, such as manufacturing, energy, and aerospace. Any malfunction can result in significant financial losses, operational downtime, and safety hazards [1], [2].

Over the last decade, numerous advancements in

vibration analysis methods have emerged, driven by technological innovations and the growing need for predictive maintenance strategies. Traditional methods, often reliant on manual interpretation and experience, are being supplemented-and in some cases, replaced-by advanced techniques that utilize machine learning, sophisticated signal processing, and remote monitoring capabilities [3], [4]. These developments have allowed for more accurate fault diagnosis and improved maintenance strategies, thus enhancing the reliability and efficiency of rotary machinery.

This paper aims to provide an overview of the most significant advancements in vibration analysis methods for

rotary equipment over the past ten years. The discussion is divided into key areas of development, including machine learning applications, advanced signal processing techniques, online monitoring systems, and the integration of data fusion approaches.

2. Recent Development in Vibration Analysis Methods

2.1. Machine Learning and Artificial Intelligence

The integration of machine learning (ML) and artificial intelligence (AI) into vibration analysis has ushered in a new era of condition monitoring, enabling the identification and diagnosis of faults with unprecedented accuracy and efficiency. Traditional methods of analysis often relied on manual interpretation of vibration data, which was time-consuming and subject to human error. The advent of ML algorithms has allowed for automated analysis of vast datasets, yielding faster and more reliable diagnostics [4], [5].

Different types of machine learning algorithms are applied in vibration analysis, each with unique strengths in fault detection and diagnosis:

1. **Supervised Learning:** This approach involves training models on labeled datasets, where known faults are associated with specific vibration signatures. Algorithms such as Support Vector Machines (SVM), Decision Trees, and Artificial Neural Networks (ANN) have shown great promise in accurately classifying fault types. For instance, an ANN model developed for centrifugal pumps achieved an accuracy rate of over 90% in identifying bearing faults, demonstrating the effectiveness of supervised learning in practical applications [6], [7].

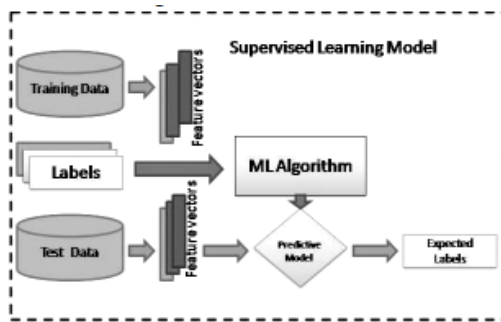


Figure 1. Supervised Machine Learning Model [8]

2. **Unsupervised Learning:** Unlike supervised learning, unsupervised techniques do not require labeled data. They identify patterns and anomalies within the data. Clustering algorithms, such as K-means and Hierarchical Clustering, are employed to group similar vibration patterns, facilitating the detection of unknown faults [9]. This approach is particularly useful in cases where historical fault data is limited or unavailable, enabling early-stage diagnostics.
3. **Reinforcement Learning:** This emerging area of machine learning focuses on training algorithms to make sequences of decisions by receiving feedback from their

actions. In vibration analysis, reinforcement learning can be used to optimize maintenance strategies by predicting the most effective interventions based on past outcomes [10]. This method shows potential for real-time adjustments in maintenance schedules, further enhancing predictive maintenance capabilities.

Recent studies have demonstrated the application of deep learning techniques, particularly Convolutional Neural Networks (CNNs), which can automatically extract features from raw vibration signals. A recent study on fan vibrations achieved a classification accuracy of 95% using CNNs, highlighting the ability of these advanced algorithms to handle complex, non-linear data [11]. As research continues to evolve, the fusion of ML with domain knowledge promises to unlock even greater potential in vibration analysis.

2.2. Advance Signal Processing Techniques

Advancements in signal processing methodologies have played a pivotal role in enhancing the effectiveness of vibration analysis. Traditional methods often struggle with non-stationary signals, common in rotary machinery, where vibrations can change dynamically with operational conditions. The application of advanced signal processing techniques enables better feature extraction, leading to improved fault diagnosis.

Wavelet Transform is a powerful technique for analyzing transient signals by decomposing them into different frequency components over time. This multi-resolution analysis allows for detecting faults that manifest as brief, sudden changes in vibration characteristics [12]. For example, in centrifugal pump diagnostics, WT has successfully identified issues such as cavitation and impeller defects by analyzing the high-frequency components that signify these problems [7].

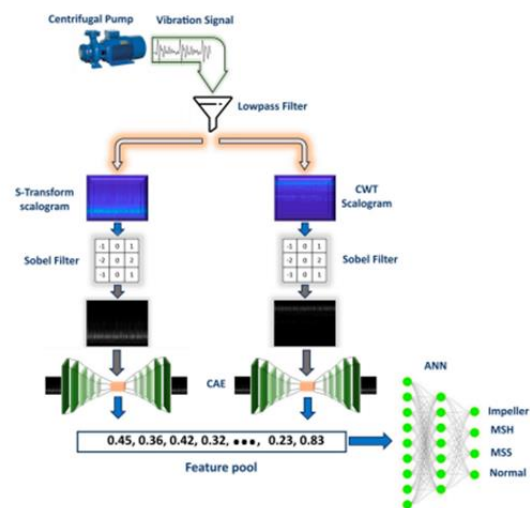


Figure 2. Flowchart of the fault diagnosis in centrifugal pump [7]

Recent advancements in the discrete wavelet transform (DWT) allow for real-time monitoring applications. By applying DWT in conjunction with machine learning algorithms, researchers have developed automated systems

that can analyze vibration data on-the-fly, providing immediate feedback on equipment health [12], [13].

The Hilbert-Huang Transform offers an adaptive method for analyzing non-linear and non-stationary signals. By decomposing signals into intrinsic mode functions (IMFs), the HHT enables the characterization of complex vibrations [14]. Recent applications of HHT have demonstrated its effectiveness in identifying subtle changes in machinery health. For instance, researchers have utilized HHT to diagnose misalignment in rotating shafts, achieving high accuracy levels [15].

Time-frequency analysis techniques, such as the Short-Time Fourier Transform (STFT) and Wigner-Ville distribution, provide insights into how frequency components evolve over time. These techniques are especially valuable in monitoring the dynamic behavior of rotary equipment [16], [17]. Case studies indicate that time-frequency analysis can effectively differentiate between normal operating conditions and early signs of failure, facilitating proactive maintenance measures [18], [19].

Table 1. Comparison of Traditional and Advanced Signal Processing Techniques

Technique	Resolution	Fault Detection Capability	Application Example
Fourier Transform	Low	Stationary signals	Basic Frequency analysis
Wavelet Transform	High	Non-Stationary signals	Transient Fault Detection
Hilbert-Huang Transform	Very High	Adaptive to signal characteristics	Complex machinery diagnostics

2.3 Online and Remote Monitoring Systems

The rise of IoT technologies has led to the development of sophisticated online and remote monitoring systems for rotary equipment. These systems allow for continuous health monitoring and provide real-time alerts for abnormal vibrations, which are critical for proactive maintenance [20], [21].

IoT sensors can be seamlessly integrated into machinery to collect vibration data continuously. These sensors transmit data to cloud-based platforms for real-time analysis. Machine learning algorithms can process this data to identify patterns indicative of potential failures [22], [23]. For example, a predictive maintenance framework for centrifugal pumps has demonstrated a 30% reduction in maintenance costs by enabling timely interventions based on real-time data analysis [22], [24].

The effectiveness of online monitoring systems is significantly enhanced by user-friendly dashboards that visualize data trends and alerts. These interfaces enable maintenance personnel to quickly assess equipment health and make informed decisions [25], [26]. Recent developments have incorporated augmented reality (AR) into these dashboards, allowing technicians to visualize vibration data in

a 3D space, providing a more intuitive understanding of machine health [27], [28].

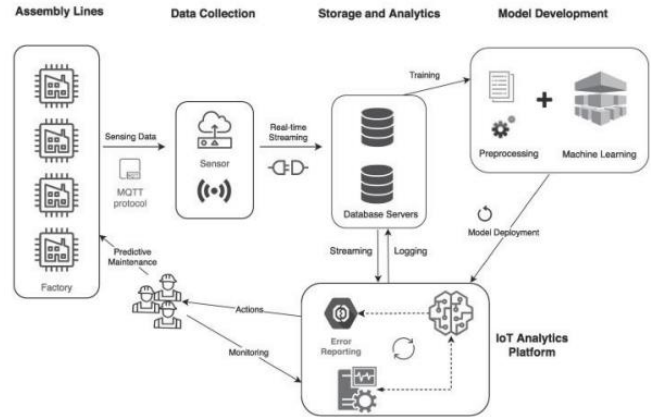


Figure 3. Data Flow Diagram [24]

2.4 Data Fusion Techniques

Data fusion involves integrating information from multiple sources to improve the accuracy and reliability of vibration analysis. Recent advancements have focused on combining data from various sensors, such as accelerometers, temperature sensors, and acoustic emission sensors, to create a comprehensive picture of machine condition [29], [30].



Figure 4. General Data Fusion Concept [29]

The application of data fusion techniques has gained prominence in analyzing vibration data from multiple sources. By integrating data from various sensors—such as vibration, temperature, and acoustic emissions—researchers have developed comprehensive condition monitoring systems [31], [32]. This multi-faceted approach enables a more holistic understanding of machinery health, improving diagnostic accuracy and reliability.

Data fusion algorithms combine inputs from diverse sensors to enhance the reliability of condition monitoring systems. Techniques such as Kalman filtering and Bayesian networks have been successfully applied to fuse data streams. The results indicate a marked improvement in fault detection rates, with case studies showing a 40% increase in detection accuracy when using data fusion techniques [33], [34].

Common methodologies for data fusion include statistical methods, machine learning approaches, and Kalman filtering techniques. Statistical methods aggregate data to provide an overall assessment, while machine learning can analyze patterns across different data types, improving predictive maintenance outcome. Kalman filtering is effective in real-time applications, allowing for dynamic updating of predictions based on incoming data [35].

One notable case involved a manufacturing plant that implemented data fusion techniques for their rotary equipment. By integrating vibration and temperature data, the facility achieved a significant reduction in unplanned downtime, highlighting the effectiveness of comprehensive condition monitoring. The study emphasized that data fusion not only improved fault detection rates but also facilitated better decision-making processes in maintenance planning [36], [37].

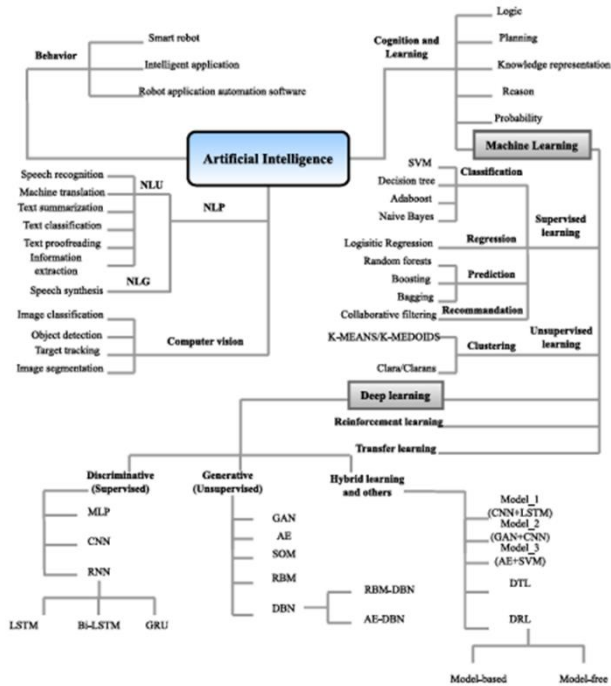


Figure 5. A Taxonomy of Artificial Intelligence, Machine Learning, Deep Learning [29]

2.5 Vibration-Based Condition Monitoring Standards

The development of standards for vibration-based condition monitoring has facilitated a more uniform approach to vibration analysis across industries. The ISO 10816 and ISO 13373 standards provide guidelines for assessing vibration severity and establishing baseline levels for different rotary equipment [38]. The adoption of these standards promotes consistency and reliability in diagnostic practices, enabling industries to benchmark their performance against established norms [38], [39].

The establishment of standardized guidelines for vibration monitoring has played a crucial role in enhancing the reliability of analytical methods. Organizations such as the International Organization for Standardization (ISO) have developed specific standards for machine vibration measurement and diagnostics [38], [40].

Standardized practices ensure consistency across various industries, enabling organizations to benchmark their performance against established metrics. Standards such as ISO 10816 and ISO 13373 provide comprehensive frameworks for evaluating machine vibration, thereby improving diagnostic accuracy and reliability [41], [42].

Implementing these standards often requires training for personnel involved in vibration analysis and maintenance activities. Recent studies have shown that facilities adhering to these standards experience fewer operational disruptions due to improved monitoring [43].

2.6 Integration with Digital Twin Technology

Digital twin technology, which creates virtual representations of physical systems, has been integrated into vibration analysis. This technology enables simulations of equipment behavior under various operational conditions, facilitating more accurate predictions of vibration patterns and potential faults. Utilizing digital twins can optimize maintenance schedules and reduce operational costs, showcasing the benefits of merging physical and digital analytics [44].

Recent case studies illustrate the successful application of digital twin technology in monitoring rotary equipment. For instance, a power generation facility employed digital twins to simulate turbine performance under various load conditions, resulting in enhanced fault prediction and reduced operational disruptions [45]. Furthermore, the ability to visualize the entire operational process through a digital twin allows for more strategic planning and execution of maintenance tasks [46].

The future of digital twin technology in vibration analysis holds promise for even greater advancements. Integrating machine learning algorithms with digital twins can lead to more dynamic and responsive maintenance systems, capable of learning from historical data and adapting to changes in operating conditions [47], [48].

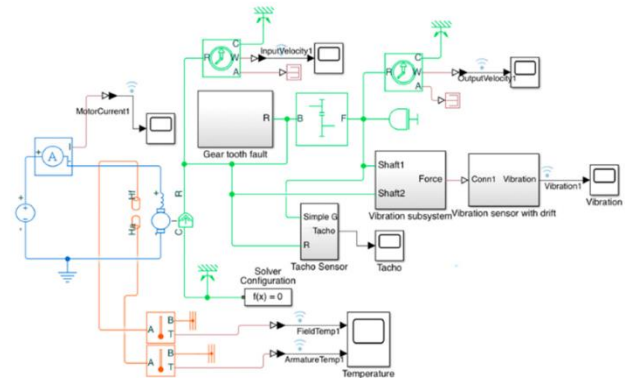


Figure 6. Diagram of the digital twin model for Synthetic Data Generation and Predictive Maintenance for Vibration Data

4. Conclusion

In conclusion, the advancements in vibration analysis methods for rotary equipment over the past decade have significantly enhanced the reliability and efficiency of condition monitoring practices. The integration of machine learning and AI, coupled with advanced signal processing techniques and IoT technologies, has paved the way for more accurate and timely fault detection and diagnosis.

Moreover, the development of data fusion methods and the establishment of monitoring standards have contributed to

a more standardized approach to vibration analysis, promoting consistency and reliability across industries. As technology continues to evolve, ongoing research into these methods will be crucial for maintaining the integrity and performance of rotary equipment, ultimately leading to safer and more cost-effective industrial operations.

References

- [1] T. Chu, T. Nguyen, H. Yoo, and J. Wang, "A review of vibration analysis and its applications," *Heliyon*, vol. 10, no. 5, p. e26282, 2024, doi: <https://doi.org/10.1016/j.heliyon.2024.e26282>.
- [2] H. Elmaati, A. Benbouaza, B. Elkihel, and F. Delaunois, "Vibration Monitoring System for Optimization of the Electrical Energy Production," *Current Approaches in Engineering Research and Technology Vol. 3*, pp. 1–18, May 2024, doi: [10.9734/bpi/caert/v3/7271B](https://doi.org/10.9734/bpi/caert/v3/7271B).
- [3] O. Das, D. Bagci Das, and D. Birant, "Machine learning for fault analysis in rotating machinery: A comprehensive review," *Heliyon*, vol. 9, no. 6, p. e17584, 2023, doi: <https://doi.org/10.1016/j.heliyon.2023.e17584>.
- [4] A. Khalil and S. Rostam, "Machine Learning-based Predictive Maintenance for Fault Detection in Rotating Machinery: A Case Study," *Engineering, Technology & Applied Science Research*, vol. 14, pp. 13181–13189, Apr. 2024, doi: [10.48084/etasr.6813](https://doi.org/10.48084/etasr.6813).
- [5] S. Han *et al.*, "Intelligent condition monitoring with CNN and signal enhancement for undersampled signals," *ISA Trans*, vol. 149, pp. 124–136, 2024, doi: <https://doi.org/10.1016/j.isatra.2024.04.005>.
- [6] E. Najjar and A. Majeed Breesam, "Supervised Machine Learning a Brief Survey of Approaches," *Al-Iraqia Journal of Scientific Engineering Research*, vol. 2, no. 4, Jan. 2024, doi: [10.58564/ijser.2.4.2023.121](https://doi.org/10.58564/ijser.2.4.2023.121).
- [7] W. Zaman, Z. Ahmad, and J. M. Kim, "Fault Diagnosis in Centrifugal Pumps: A Dual-Scalogram Approach with Convolution Autoencoder and Artificial Neural Network," *Sensors*, vol. 24, no. 3, Feb. 2024, doi: [10.3390/s24030851](https://doi.org/10.3390/s24030851).
- [8] I. Muhammad and Z. Yan, "SUPERVISED MACHINE LEARNING APPROACHES: A SURVEY," *ICTACT Journal on Soft Computing*, vol. 05, no. 03, pp. 946–952, Apr. 2015, doi: [10.21917/ijsc.2015.0133](https://doi.org/10.21917/ijsc.2015.0133).
- [9] S. Dridi, "Unsupervised Learning-A Systematic Literature Review A Preprint," 2021.
- [10] Sonal, Aditya Raj Gupta, and Dr. Ashima Mehta, "Advancements in Reinforcement Learning," *International Journal of Advanced Research in Science, Communication and Technology*, pp. 127–132, Apr. 2024, doi: [10.48175/ijarsct-17820](https://doi.org/10.48175/ijarsct-17820).
- [11] M. I. Shirazi, S. Khatir, D. Boutchicha, and M. Abdel Wahab, "Feature extraction and classification of multiple cracks from raw vibrational responses of composite beams using 1D-CNN network," *Compos Struct*, vol. 327, p. 117701, 2024, doi: <https://doi.org/10.1016/j.compstruct.2023.117701>.
- [12] J.-D. Wu and J.-J. Chan, "Faulted gear identification of a rotating machinery based on wavelet transform and artificial neural network," *Expert Syst Appl*, vol. 36, no. 5, pp. 8862–8875, 2009, doi: <https://doi.org/10.1016/j.eswa.2008.11.020>.
- [13] P. E. Spiliotopoulos *et al.*, "Development and experimental validation of a prototype system for Machine Learning based SHM in composite aerostructures," in *Journal of Physics: Conference Series*, Institute of Physics, 2024. doi: [10.1088/1742-6596/2692/1/012025](https://doi.org/10.1088/1742-6596/2692/1/012025).
- [14] M. M. Dedović, S. Avdaković, A. Alihodžić, N. Dautbašić, A. Memić, and A. Mujezinović, "Application of HHT for Identification of Low-Frequency Electromechanical Oscillatory Modes, Their Character and Damping," in *2023 XXXIX International Conference on Information, Communication and Automation Technologies (ICAT)*, 2023, pp. 1–6. doi: [10.1109/ICAT57854.2023.10171203](https://doi.org/10.1109/ICAT57854.2023.10171203).
- [15] A. Kumar, P. Sathujoda, and N. A. Bhalla, "Experimental investigation on a Jeffcott rotor with combined coupling misalignment using time-frequency analysis," vol. 41, no. 2, pp. 241–252, 2024, doi: [10.1515/tjj-2023-0033](https://doi.org/10.1515/tjj-2023-0033).
- [16] B. Zhou, Y. Song, and J. Ai, "Time-frequency analysis of non-stationary signals based on short-time Fourier transform," in *Proceedings of the 2nd International Conference on Signal Processing, Computer Networks and Communications*, in SPCNC '23. New York, NY, USA: Association for Computing Machinery, 2024, pp. 245–248. doi: [10.1145/3654446.3654490](https://doi.org/10.1145/3654446.3654490).
- [17] M. Kazemnia Kakhki, A. Mokhtari, and W. J. Mansur, "Seismic data filtering using deconvolutive short-time Fourier transform," *GEOPHYSICS*, vol. 89, no. 3, pp. V243–V252, Jan. 2024, doi: [10.1190/geo2023-0563.1](https://doi.org/10.1190/geo2023-0563.1).
- [18] P. Sarkar and V. Chilukuri, "Time-Frequency Analysis Tool for Intelligent Condition Monitoring Diagnostics," in *2022 International Conference for Advancement in Technology (ICONAT)*, 2022, pp. 1–5. doi: [10.1109/ICONAT53423.2022.9725824](https://doi.org/10.1109/ICONAT53423.2022.9725824).
- [19] K. Sao and M. V. Chilukuri, "Joint time-frequency analysis of time-varying signals for condition monitoring," *AIP Conf Proc*, vol. 2966, no. 1, p. 030015, Mar. 2024, doi: [10.1063/5.0189830](https://doi.org/10.1063/5.0189830).
- [20] J. Tang *et al.*, "Self-powered sensor for online monitoring of eccentricity faults in rotating machinery and its application in spindle eccentricity monitoring of machine tools," *Nano Energy*, vol. 130, p. 110084, 2024, doi: <https://doi.org/10.1016/j.nanoen.2024.110084>.
- [21] Z. Meng *et al.*, "Development of an On-Shaft Vibration Sensing Module for Machine Wearable Rotor Imbalance Monitoring," *Electronics (Switzerland)*, vol. 13, no. 13, Jul. 2024, doi: [10.3390/electronics13132466](https://doi.org/10.3390/electronics13132466).
- [22] H.-L. Tran, D.-T. Nguyen, Q.-H. D. Ba, and V.-N. Pham, "An Implementation of IoT System for Collecting Vibration Signals of Ships Engines to Support Engine Failures Detection," in *2024 Tenth International Conference on Communications and Electronics (ICCE)*, 2024, pp. 475–480. doi: [10.1109/ICCE62051.2024.10634686](https://doi.org/10.1109/ICCE62051.2024.10634686).
- [23] J. Narkarunai Arasu Malaiyappan, G. Krishnamoorthy, and S. Jangoan, "Predictive Maintenance using Machine Learning in Industrial IoT," *International Journal of Innovative Science and Research Technology (IJISRT)*, pp. 1909–1915, Apr. 2024, doi: [10.38124/ijisrt/IJISRT24MAR984](https://doi.org/10.38124/ijisrt/IJISRT24MAR984).

- [24] N. Saini, A. L. Yadav, and A. Rahman, "Cloud Based Predictive Maintenance System," in *2024 11th International Conference on Reliability, Infocom Technologies and Optimization (Trends and Future Directions) (ICRITO)*, 2024, pp. 1–5. doi: [10.1109/ICRITO61523.2024.10522398](https://doi.org/10.1109/ICRITO61523.2024.10522398).
- [25] S. H. Dolatabadi, E. Gatial, I. Budinská, and Z. Balogh, "Integrating Human-Computer Interaction Principles in User-Centered Dashboard Design: Insights from Maintenance Management," in *2024 IEEE 28th International Conference on Intelligent Engineering Systems (INES)*, 2024, pp. 219–224. doi: [10.1109/INES63318.2024.10629098](https://doi.org/10.1109/INES63318.2024.10629098).
- [26] S. R, D. Pulakhandam, and V. Niralrani, "Real-Time Dashboarding using Big Data Tools," in *2024 International Conference on Inventive Computation Technologies (ICICT)*, 2024, pp. 629–635. doi: [10.1109/ICICT60155.2024.10545021](https://doi.org/10.1109/ICICT60155.2024.10545021).
- [27] E. Wyckoff, M. Ball, and F. Moreu, "Reducing gaze distraction for real-time vibration monitoring using augmented reality," *Struct Control Health Monit*, vol. 29, no. 10, p. e3013, Oct. 2022, doi: <https://doi.org/10.1002/stc.3013>.
- [28] E. Carter, M. Sakr, and A. Sadhu, "Augmented Reality-Based Real-Time Visualization for Structural Modal Identification," *Sensors*, vol. 24, no. 5, Mar. 2024, doi: [10.3390/s24051609](https://doi.org/10.3390/s24051609).
- [29] S. Hassani, U. Dackermann, M. Mousavi, and J. Li, "A systematic review of data fusion techniques for optimized structural health monitoring," *Information Fusion*, vol. 103, Mar. 2024, doi: [10.1016/j.inffus.2023.102136](https://doi.org/10.1016/j.inffus.2023.102136).
- [30] J. Zhang, Y. Zhang, B. Song, Y. Zhang, and J. Sun, "Vibration Detection Based on Multi-Sensor Information Fusion for Industrial Internet of Things," in *2023 IEEE 97th Vehicular Technology Conference (VTC2023-Spring)*, 2023, pp. 1–5. doi: [10.1109/VTC2023-Spring57618.2023.10200923](https://doi.org/10.1109/VTC2023-Spring57618.2023.10200923).
- [31] L. Ren, H. Ma, W. Zhou, S. Huang, and X. Wu, "A Condition Monitoring Method of Hydraulic Gear Pumps Based on Multilevel Mechanism-Data Fusion," *International Journal of Aerospace Engineering*, vol. 2024, no. 1, p. 5587168, Jan. 2024, doi: <https://doi.org/10.1155/2024/5587168>.
- [32] Y. Zhang, Y. Liu, M. Yang, X. Feng, Q. Zhu, and L. Kong, "Research on the Service Condition Monitoring Method of Rolling Bearings Based on Isomorphic Data Fusion," *Lubricants*, vol. 11, no. 10, Oct. 2023, doi: [10.3390/lubricants11100429](https://doi.org/10.3390/lubricants11100429).
- [33] J. Song, W. Mei, Y. Xu, Q. Fu, and L. Bu, "Practical Implementation of KalmanNet for Accurate Data Fusion in Integrated Navigation," *IEEE Signal Process Lett*, vol. 31, pp. 1890–1894, 2024, doi: [10.1109/LSP.2024.3431443](https://doi.org/10.1109/LSP.2024.3431443).
- [34] C. Y. Li, "Research and comparison of algorithms based on multi-modal fusion," *J Phys Conf Ser*, vol. 2807, no. 1, p. 012038, 2024, doi: [10.1088/1742-6596/2807/1/012038](https://doi.org/10.1088/1742-6596/2807/1/012038).
- [35] B. Li, "Research on Multi - temperature Sensor Data Fusion Method Based on Improved Kalman Filter," in *2023 IEEE 6th International Electrical and Energy Conference (CIEEC)*, 2023, pp. 228–231. doi: [10.1109/CIEEC58067.2023.10167337](https://doi.org/10.1109/CIEEC58067.2023.10167337).
- [36] C. Yorston, C. Chen, and J. Camelio, "Advancing architectural frameworks for vibration signature classification in rotating machinery," *Proc Inst Mech Eng B J Eng Manuf*, p. 09544054241260928, Jul. 2024, doi: [10.1177/09544054241260928](https://doi.org/10.1177/09544054241260928).
- [37] D. R. Nayak *et al.*, "Identification of faults in rotating machines using high precision FBG vibration sensor: a case study on PM schemes," *Indonesian Journal of Electrical Engineering and Computer Science*, vol. 36, no. 1, pp. 535–547, Oct. 2024, doi: [10.11591/ijeecs.v36.i1.pp535-547](https://doi.org/10.11591/ijeecs.v36.i1.pp535-547).
- [38] E. Martianis, B. Syam, I. Istanuri, and M. Sabri, "An analysis of vibration signals is conducted to monitor the condition of the clutch of a centrifugal pump, employing ISO 10816 standards," in *E3S Web of Conferences*, EDP Sciences, May 2024. doi: [10.1051/e3sconf/202451903027](https://doi.org/10.1051/e3sconf/202451903027).
- [39] S. Mills, "Update on ISO standards in condition monitoring and vibration," *Proceedings of the International Conference on Condition Monitoring and Asset Management*, vol. 2023, pp. 1–11, Jan. 2023, doi: [10.1784/cm2023.3e1](https://doi.org/10.1784/cm2023.3e1).
- [40] B. Belkacem, "Development of Vibrations Indicators for Rotating Machines Monitoring: Case of Gas Turbines," 2023, pp. 25–40. doi: [10.9734/bpi/taier/v9/4090C](https://doi.org/10.9734/bpi/taier/v9/4090C).
- [41] K. Listewnik, G. Grzeczka, M. Kłaczyński, and W. Cioch, "An on-line diagnostics application for evaluation of machine vibration based on standard ISO 10816-1," *Journal of Vibroengineering*, vol. 17, pp. 4248–4258, Dec. 2015.
- [42] A. El-Shafei, "Machine Diagnosis as a Standardized Approach: Vol. 2," in *Mechanisms and Machine Science*, 2019, pp. 207–221. doi: [10.1007/978-3-319-99268-6_15](https://doi.org/10.1007/978-3-319-99268-6_15).
- [43] R. Saied, M. Mostafa, and H. Hussein, "Predictive Maintenance Program Based on Vibration Monitoring," vol. 789, pp. 651–660, Jan. 2015, doi: [10.1007/978-3-319-17527-0_65](https://doi.org/10.1007/978-3-319-17527-0_65).
- [44] C. Avornu, S. D. Akama, E. K. Avornu, and V. Aveyom, "Data Fusion for Predictive Maintenance of Industrial Assets Using Digital Twin," in *2022 9th International Conference on Electrical Engineering, Computer Science and Informatics (EECSI)*, 2022, pp. 115–121. doi: [10.23919/EECSI56542.2022.9946575](https://doi.org/10.23919/EECSI56542.2022.9946575).
- [45] V. Inturi, B. Ghosh, S. G. Rajasekharan, and V. Pakrashi, "A Review of Digital Twinning for Rotating Machinery," Aug. 01, 2024, *Multidisciplinary Digital Publishing Institute (MDPI)*. doi: [10.3390/s24155002](https://doi.org/10.3390/s24155002).
- [46] E. Mohanraj, E. N, S. S, and S. S, "Digital Twins for Automotive Predictive Maintenance," in *2024 International Conference on Inventive Computation Technologies (ICICT)*, 2024, pp. 1579–1584. doi: [10.1109/ICICT60155.2024.10544392](https://doi.org/10.1109/ICICT60155.2024.10544392).
- [47] S. Gong, S. Li, Y. Zhang, L. Zhou, and M. Xia, "Digital twin-assisted intelligent fault diagnosis for bearings," *Meas Sci Technol*, vol. 35, no. 10, Oct. 2024, doi: [10.1088/1361-6501/ad5f4c](https://doi.org/10.1088/1361-6501/ad5f4c).
- [48] Ş. Y. Selçuk, P. Ünal, Ö. Albayrak, and M. Jomâa, "A workflow for synthetic data generation and predictive maintenance for vibration data," *Information (Switzerland)*, vol. 12, no. 10, Oct. 2021, doi: [10.3390/info12100386](https://doi.org/10.3390/info12100386).